

ME 4105



Instruções de Montagem Assembly Instructions Instrucciones de Montaje

Accesse Vídeos de Montagens
Access Mounting Videos
Acceder a los Vídeos de Montaje
www.tecnomobili.ind.br

tecnomobili

Estrada RSC 453, Km s/n° | Garibaldi | RS
CEP: 95720-000 | Fone / Fax: 54.3464.2050
sac@moveisvideira.com.br

Notas Especiais:

01 -Examine completamente todas as peças do móvel antes de começar o trabalho.

02 -Recomenda-se montar o móvel conforme este Manual de Montagem.

03 -É de responsabilidade do montador seguir as instruções do Manual de Montagem, que são fundamentais para garantir a estrutura do móvel.

04 -Para limpeza, utilizar somente pano úmido e sabão neutro.

Special notes:

01 -Check all parts of the unit thoroughly before starting work.

02 -It is recommended to assemble the furniture according to this Installation Manual.

03 -It is the responsibility of the assembler to follow the instructions in the Assembly Manual, which are essential to ensure the structure of the furniture.

04 -For cleaning use only damp cloth and neutral soap.

Notas especiales:

01 -Examine completamente todas las piezas del mueble antes de iniciar el trabajo.

02 -Se recomienda montar el mueble conforme el Manual de Ensamblaje.

03 -Es de responsabilidad del montador seguir las instrucciones del Manual de Ensamblaje, que son fundamentales para garantizar la estructura del mueble.






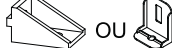
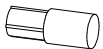









04 -Para limpieza solamente usar trapo húmedo y jabón neutro.

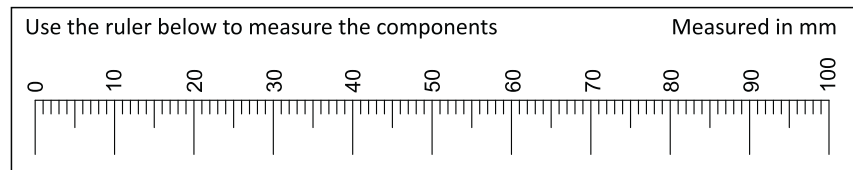
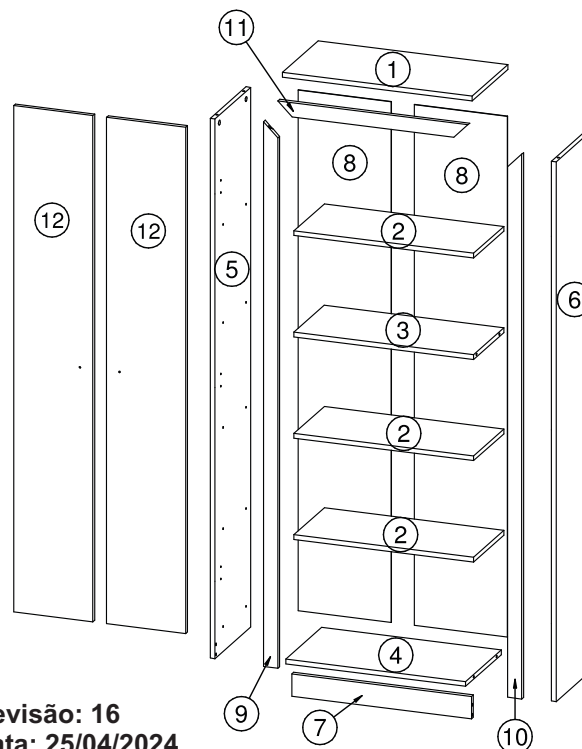
Guarante certificate:

The guarantee of products manufactured by Móveis Videira LTDA covers any defects / manufacturing defects, within the period established by the Consumer Protection Code, in its Article 26, II, which provides for a legal guarantee of ninety (90) days.

Lista de Peças / List of pieces / Lista de piezas

CÓD	DESCRIÇÃO	DESCRIPTION	DESCRIPCION	QTD	M. PRIMA	DIMENSÕES
01	Tampo	Top	Tapa	1	MDP 15mm	300x598x15
02	Prateleira Móvel	Movable Shelf	Estante Movel	3	MDP 15mm	255x568x15
03	Prateleira Fixa	Fixed Shelf	Estante Fija	1	MDP 15mm	255x568x15
04	Base	Base	Base	1	MDP 15mm	300x568x15
05	Lateral Esquerda	Left Side	Lateral Izquierda	1	MDP 15mm	1694x300x15
06	Lateral Direita	Right Side	Lateral Derecha	1	MDP 15mm	1694x300x15
07	Rodapé	Baseboard	Rodapié	1	MDP 15mm	70x568x15
08	Costa	Back	Revés	2	Chapa Dura 3mm	1634x294x3
09	Travessa Esquerda	Left Traverse	Traviesa Izquierda	1	MDP 15mm	1710x45x15
10	Travessa Direita	Right Traverse	Traviesa Derecha	1	MDP 15mm	1710x45x15
11	Travessa	Traverse	Traviesa	1	MDP 15mm	599x45x15
12	Porta	Door	Puerta	2	MDP 15mm	1589x250x15

REF	DESCRIÇÃO	QTD
A	 Cavilha 8 x 30mm	04
B	 3,5 x 14mm CF	20
C	 34 x 7mm Parafuso Minifix	12
D	 15 x 12mm Tambor Minifix	12
E	 7 x 5 x 14mm Malhete	04
F	 22 x 17 x 12mm Suporte Angular	10
G	 14 x 8 x 5mm Suporte de Prateleira	12
H	 22 x 3mm Prego 10 x 10	45
I	 14 x 4mm Sapata Deslizadora	04
J	 1609mm Perfil I	01
K	 3,5 x 30mm CP	02
L	 3,5 x 14mm CC	12
M	 Dobradiça Alta Calço Nº 12	06
N	 40 x 20 x 21mm Puxador	02
O	 50 x 25 x 31mm Sapata Retangular	06
P	 4,0 x 45mm CC	12



Revisão: 16
Data: 25/04/2024

Ferramentas | Tools | Herramientas

