

# ME 4113



## Instruções de Montagem Assembly Instructions Instrucciones de Montaje

Accesse Vídeos de Montagens  
Access Mounting Videos  
Acceder a los Vídeos de Montaje  
[www.tecnomobili.ind.br](http://www.tecnomobili.ind.br)

**tecnomobili**

Estrada RSC 453, Km s/n° | Garibaldi | RS  
CEP: 95720-000 | Fone / Fax: 54.3464.2050  
sac@moveisvideira.com.br

### Notas Especiais:

**01** -Examine completamente todas as peças do móvel antes de começar o trabalho.

**02** -Recomenda-se montar o móvel conforme este Manual de Montagem.

**03** -É de responsabilidade do montador seguir as instruções do Manual de Montagem, que são fundamentais para garantir a estrutura do móvel.

**04** -Para limpeza, utilizar somente pano úmido e sabão neutro.

### Special notes:

**01** -Check all parts of the unit thoroughly before starting work.

**02** -It is recommended to assemble the furniture according to this Installation Manual.

**03** -It is the responsibility of the assembler to follow the instructions in the Assembly Manual, which are essential to ensure the structure of the furniture.

**04** -For cleaning use only damp cloth and neutral soap.

### Notas especiales:

**01** -Examine completamente todas las piezas del mueble antes de iniciar el trabajo.

**02** -Se recomienda montar el mueble conforme el Manual de Ensamblaje.

**03** -Es de responsabilidad del montador seguir las instrucciones del Manual de Ensamblaje, que son fundamentales para garantizar la estructura del mueble.

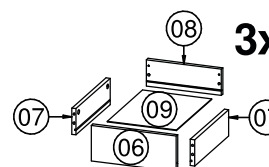
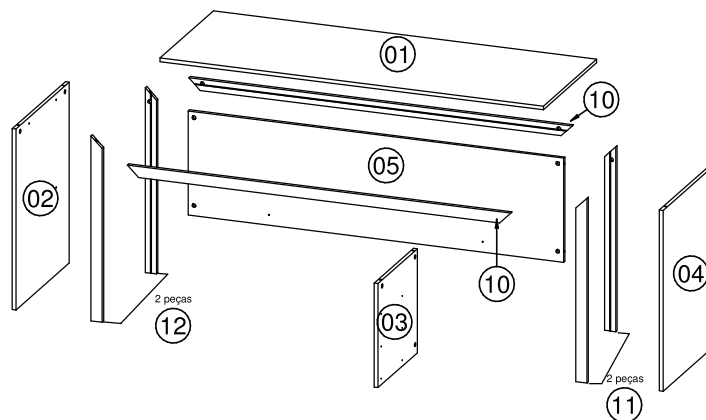
**04** -Para limpieza solamente usar trapo húmedo y jabón neutro.

### Guarante certificate:








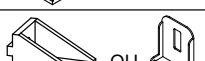






The guarantee of products manufactured by Móveis Videira LTDA covers any defects / manufacturing defects, within the period established by the Consumer Protection Code, in its Article 26, II, which provides for a legal guarantee of ninety (90) days.

### Lista de Peças / List of pieces / Lista de piezas

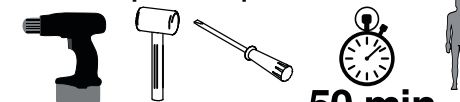
Cód	DESCRIÇÃO	DESCRIPTION	DESCRIPCION	QTD	RAW MATERIAL	DIMENSION
01	Tampo	Top	Tapa	1	MDP 15mm	1548x570x15
02	Lateral	Side	Lateral	1	MDP 15mm	725x570x15
03	Divisão	Division	División	1	MDP 15mm	417x421x15
04	Lateral Gaveteiro	Drawer Side	Lateral Cajón	1	MDP 15mm	725x570x15
05	Costa	Back	Revés	1	MDP 15mm	1517x417x15
06	Frente Gaveta	Drawer Front	Frente Cajón	3	MDP15mm	125x300x15
07	Lateral Gaveta	Drawer Side	Lateral Cajón	6	MDP15mm	320x92x15
08	Costa Gaveta	Drawer Back	Revés Cajón	3	MDP15mm	263x92x15
09	Fundo Gaveta	Drawer Bottom	Fondo Cajón	3	Chapa Dura 3mm	329x240x3
10	Travessa Frontal	Front Traverse	Traviesa Frontal	2	MDP15mm	1548x45x15
11	Travessa Direita	Right Traverse	Traviesa Derecha	2	MDP15mm	741x45x15
12	Travessa Esquerda	Left Traverse	Traviesa Izquierda	2	MDP15mm	741x45x15



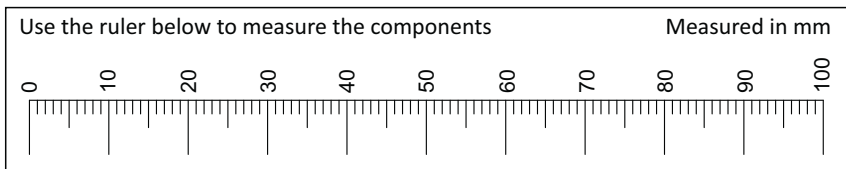
### REF DESCRIPTION QTD

A	 Cavilha 8 x 30mm	12
B	 3,5 x 14mm CF	52
C	 4,0 x 16mm CC	24
D	 3,5 x 30mm CP	03
E	 34 x 7mm Parafuso Minifix	23
F	 15 x 12mm Tambor Minifix	23
G	 7 x 5 x 14mm Malhete	08
H	 22 x 17 x 12mm Suporte Angular	20
I	 Tapa Furo	03
J	 32 x 45 x 20mm Distanciador de Corrediça	06
K	 22 x 3mm Prego 10 x 10	04
L	 14 x 4mm Sapata Deslizadora	04
M	 Corrediça 350mm	03
N	 40 x 20 x 21mm Puxador	03

### Ferramentas | Tools | Herramientas



50 min.



Review: 12  
Date: 18/04/2024

